


GENITOURINARY HX


Joel F. Vaughan, M.D.



A FEW CASES

- Abdominal pain
- Back pain
- Altered mental status
- ...
- No symptoms at all





CONSIDERATIONS

Urinary System

THREE MAIN TYPES OF PAIN

- Loin pain (dull ache of the mid back)
 - Other names: renal angle pain, costovertebral angle (CVA) tenderness
 - Located in the area of the 12th rib near the spine
 - Due to stretching of the renal capsule or renal pelvis
- Ureteric colic ("restless pain")
 - Other name: renal colic
 - Located from the renal angle to the flank, can radiate to groin
 - Due to obstruction and distension of the ureter
- Dysuria (voiding pain)
 - Often associated with increased urinary frequency and hesitancy
 - Located in lower abdomen or at urethral meatus
 - Due to inflammation of the bladder and urethra



ALSO CONSIDER

- Pain localized to penis and testicles indicates pathology in these areas.



VOIDING SYMPTOMS


- **Storage Symptoms**
 - Frequency (micturating more often with no increase in total volume)
 - Urgency (sudden strong need to pass urine)
 - Nocturia (waking more than twice in the night to urinate)
- **Voiding Symptoms**
 - Hesitancy (difficulty or delay in starting urine flow)
 - Slow flow
 - Incomplete emptying
- **Post-voiding Symptoms**
 - Dribbling
- **Incontinence**
 - Urge incontinence
 - Stress incontinence



URINE ABNORMALITIES

- Polyuria, oliguria, anuria
- Pneumaturia, faecuria, haematuria
- Proteinuria






THE HISTORY

Urinary System

THE HISTORY

- Get the Chief Complaint
- HPI – when started, associated problems, aggravating/alleviating factors, etc.
- ROS - Ask about pain, voiding changes, urine character
- PMH – HTN, DM, vascular disease, UTI, stones, surgery
- Medications – those metabolized abnormally in renal disease, those associated with causing renal disease
- Family History – genetic conditions leading to renal failure, (APKD, Alport's Syndrome)
- SH – smoking, occupation, alcohol intake, diet





CONSIDERATIONS

Genital System

THE MENSTRUAL CYCLE

- Menarche
- Last menstrual period (LMP)
- Length of cycles (first day of one to first day of next)
- Abnormal bleeding



OTHER ISSUES

- *Pregnancy*
- Prolapse
- Vaginal discharge
- Pelvic pain



SEXUAL HISTORY

Taking a sexual history


- Are you currently in a relationship?
- How long have you been with your partner?
- Is it a sexual relationship?
- Have you had any (other) sexual partners in the last 12 months?
- How many were male? How many female?
- When did you last have sex with:
 - Your partner?
 - Anyone else?
- Do you use barrier contraception – sometimes, always or never?
- Have you ever had a sexually transmitted infection?
- Are you concerned about any sexual issues?



MALE ISSUES

- Structural abnormalities
- Swelling
- Discharge
- Skin changes
- Sexual function





THE HISTORY

Genital System

THE HISTORY — GENITAL SYSTEM

- Chief Complaint
- HPI
- ROS – include menstrual hx, sexual history
- PMH – prior Pap smears, infections, surgeries, pregnancies
- Medication Hx – adverse reactions causing symptoms
- FH – cancer involving genital system
- SH – smoking, alcohol use, illicit drug use



PRACTICE

The End

